

Komtrax Plus remote monitoring



A complimentary remote monitoring service for mining and production equipment.

What is Komtrax Plus?



Komtrax Plus is Komatsu's technologically advanced remote monitoring data system that provides access to view specific machine data via the internet on your computer. Komtrax Plus is an entry-level fleet solution for large (mining and production) sized equipment.

Komtrax Plus (formerly VHMS) provides the means to remotely monitor the health of major components using telemetry technology (satellite) on equipped mining class machines, enabling the evaluation of the machine's condition and operation. This system has been designed to reduce repair costs and maintain optimal machine availability by helping to prevent unscheduled downtime.

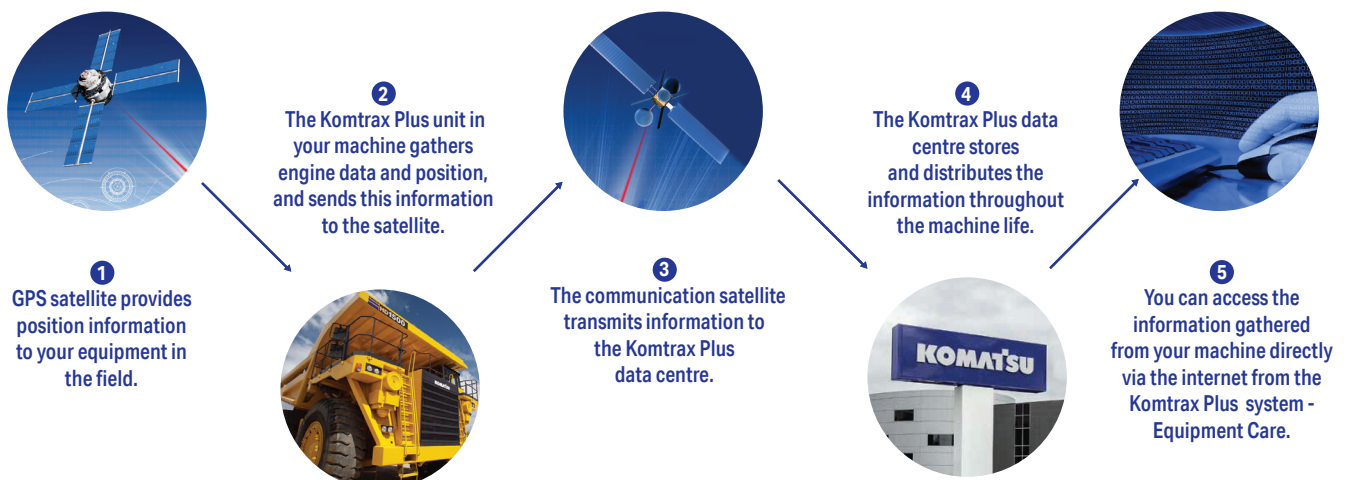
Applicable machines

Our Komatsu mining machines are fitted with Komtrax Plus controllers.

Komatsu equipment	Models
Haul trucks	HD465 HD785 HD1500 730E 830E 860E 930E 960E
Excavators	PC1250 PC2000 PC3000 PC4000 PC5500 PC8000
Wheel loaders	WA600 WA800 WA900 WA1200
Dozers	D375A D475A

To help customers fully utilize Komtrax Plus remote monitoring, we offer this service at no cost to all Komtrax Plus machine owners.

How does Komtrax Plus work?



Why use Komtrax Plus?

- **Reduced maintenance costs:** continuous monitoring of machine condition and performance ensures any abnormal readings can be addressed before they result in unscheduled downtime.
- **Lower operating costs:** continuous monitoring of operating practices and machine settings allows fine-tuning of operator procedures.
- **Accurately log machine hours:** know if your machines are actually working and accumulating hours.
- **Safer operations:** poor or incorrect operator practices (e.g., excessive speed) are highlighted, enabling you to identify what additional training is required.
- **Production data:** is my machine productive? Be aware of machine payloads by viewing various data to make data-driven decisions and identify areas of improvement.

Komatsu uses this data for continuous improvement (CI) to ensure that this tool gives you added benefits and our product meets your application demand.

Accessing your machine data

Machine information easily available at your fingertips.

To access your Komtrax Plus data, Komatsu has designed a user-friendly website portal called "Equipment Care." Equipment Care allows customers to view their Komtrax Plus equipment fleet on a single platform.

With simple navigation, Equipment Care provides users access to critical information about each machine, such as machine performance, machine health, fault analysis, fuel data, payload data, and idle time summaries.

Equipment Care is an online website portal, easily accessible to users from any computer with an internet connection. Data at your fingertips.



Komatsu technology

Komatsu is diligently involved in research and development (R&D) efforts for innovative technologies, products, and services, in line with our longstanding promise of 'Quality and Reliability.'

With continued investment in R&D, our focus is on safety, productivity, and the environment. These technological advances will deliver true value to your operation. It is proven technology that is working for your peers and your competitors and is available for your operation today.



Is your machine making money?

With Komtrax Plus you can easily identify what your machine is doing. This provides information about your machine, enabling you to be more proactive. If you know the working status of your machine, how much fuel the machine consumes per working hour, and payload information, you know how productive your machine is.

Fleet management

Machine comparisons and summary

Utilizing our fleet management tool enables you to compare your different Komatsu mining machines, allowing for the swift identification of inefficient operating practices and the comparison of machine performance and production data across your fleet.

Operational information

Komtrax Plus provides a working record of operational information, such as daily and monthly performance metrics, which enables monitoring of machine health. It also helps to improve the performance and productivity of your investment. Several reports are available, such as:

- Machine health assessment
- Service meter readings (SMR)
- Fault summary
- Fuel consumption
- Payload levels
- Duty cycle (how hard the machine is working)
- Operating vs. idle time

Service meter readings

Service meter readings (SMR) allow you to see how many hours your machine works per day. The information available from the reports are:

- Whether one machine is working more than another.
- Accurately know a machine's SMR, which assists in maintenance planning.
- Report on hours worked per month, per machine, with the option to compare data as required.



Machine health assessment

This feature allows you to view your machine's health based on any metric that has exceeded recommended original equipment manufacturer (OEM) specifications.

It also provides Komtrax Plus users the ability for work to be prioritized based on actual machine health.

Fuel consumption

Visibility of the fuel usage is a great feature of Komtrax Plus that provides users with monthly usage figures for each machine, giving you the ability to see data such as fuel consumed compared to previous months and other machines.

Sort by Display number of results
Model, Type, Serial 20

Summary SMR FAULTS **FUEL** PAYLOAD OPERATION RECEIVE REPORT SIGNAL

E9305 : KOMTRAX Plus Fuel

Result: 462

Metric English Europe

[First](#) [Previous](#) [16](#) [17](#) [18](#) [19](#) [20](#) [21](#) [22](#) [23](#) [24](#) [Next](#) [Last](#)

Page 22/24

Customer Unit No.	Model	Serial No.	12-Month AVG-Monitoring Records	09/2024		08/2024		07/2024		06/2024		05/2024	
				Average	Total	Average	Total	Average	Total	Average	Total	Average	Total
	HD785-7		61.0		-	54.5	33,250.6	55.9	34,666.1	61.2	38,536.2	61.5	37,009.3
	HD785-7		61.4		-	60.2	39,218.5	54.1	34,298.0	55.9	31,129.6	59.2	36,716.3
	HD785-7		59.7		-	57.1	35,395.8	56.7	34,039.8	57.7	36,407.2	54.9	35,183.3
	HD785-7		58.5		-	57.6	34,669.2	45.9	26,993.4	60.1	35,954.2	58.7	34,742.3
	HD785-7		61.3		-	59.3	35,745.9	56.0	33,112.3	56.1	35,389.4	55.0	34,138.3
	HD785-7		63.7		-	56.3	34,984.6	51.4	31,928.5	60.2	34,998.1	62.7	39,373.3
	HD785-7		60.4		-	51.3	29,561.1	57.0	33,755.1	67.1	39,503.4	60.8	35,936.3
	HD785-7		58.7		-	51.8	31,134.4	50.6	27,754.0	52.7	31,472.8	58.9	36,188.3
	HD785-7		60.1		-	60.3	36,762.9	57.1	34,243.8	64.7	37,552.1	54.6	34,712.3
	HD785-7		57.8		-	55.6	28,603.5	57.3	30,267.6	53.0	27,023.4	53.0	29,274.3
	HD785-7		55.8		-	57.4	35,622.0	52.0	29,619.9	55.3	31,604.0	57.3	30,285.3
	HD785-7		58.1		-	45.0	23,440.2	54.3	32,607.8	60.1	36,070.2	53.4	33,807.3
	HD785-7		61.5		-	55.4	32,187.1	53.8	33,415.2	58.1	32,612.4	63.0	40,325.3
	HD785-7		61.5		-	60.1	38,118.0	57.2	35,511.8	58.0	34,807.8	55.0	34,165.3
	HD785-7		57.9		-	51.2	30,797.0	50.8	30,493.3	54.2	32,512.2	58.6	30,495.3
	HD785-7		60.4		-	47.8	28,804.1	54.9	32,750.8	60.7	33,041.0	59.5	37,780.3
	HD785-7		58.1		-	54.8	32,771.7	41.8	24,426.8	57.0	35,239.8	59.4	38,105.3
	HD785-7		61.5		-	64.6	40,111.8	56.6	35,151.6	64.4	39,150.1	60.0	38,016.3

Note: The availability of information is dependent on the machine model and type.

Individual machine management

Comprehensive machine information is accessible, enabling users to proactively and remotely monitor data as needed.

Combining machine data allows you to get an accurate picture of your machine's health and overall performance.

- Detailed health status
- Detailed service meter readings (SMR)
- Trend analysis
- Fault analysis
- Fuel analysis
- Detailed production (payload)
- Detailed operation

Machine health

Is your machine in good condition?

Machine health assessment provides insight into the machine's condition, enabling users to prioritize and schedule necessary maintenance tasks within their maintenance plan.

Understanding your fleet

Using trend analysis, fault analysis, payload summaries, and idle time summaries allow you to better understand each individual machine you are operating, as well as the whole fleet.

Assessing workplace behaviours and patterns allows for better machine productivity and full life cycle maintenance. By monitoring and assessing the reports and by responding to fault codes.



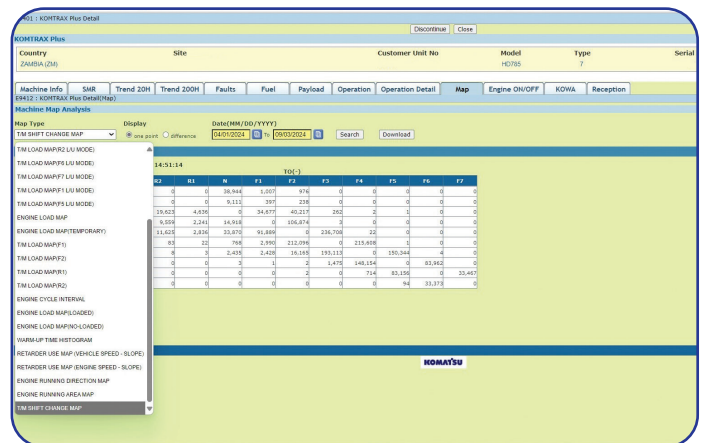
Trend analysis

Power in your hands

Komtrax Plus provides you the ability to measure and manage your fleet in a controlled environment. Trend analysis allows you to spot any changes in component history, assess component life, and monitor condition against OEM recommended cautions and critical metrics. This data is also useful when used for remote diagnosis and troubleshooting.

Such information may include:

- Engine speed
- Travel speed max
- Engine oil pressures
- Economy mode
- Blow-by pressure
- Fuel rate
- Boost pressures
- Exhaust temperatures



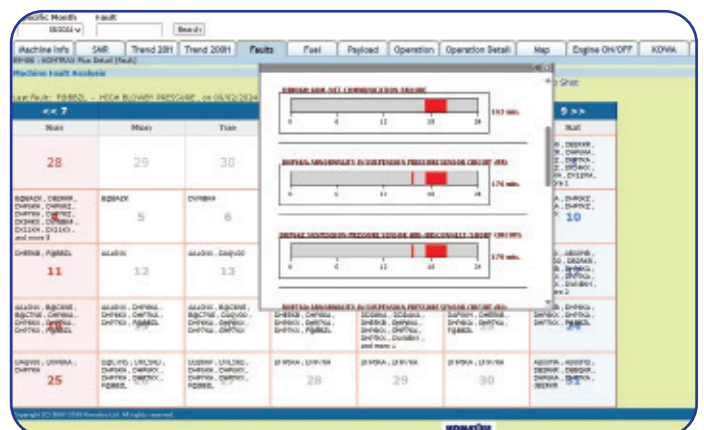
Fault analysis

Machine diagnosis

Komtrax Plus can be used as a tool to examine any faults prior to travelling to the job site, to assist with troubleshooting. This information can also be used to identify parts required for maintenance and reduce machine downtime.

Fault timestamps enable the viewer to establish time, duration, and SMR of faults. It also has the ability to identify critical faults and have the option to investigate and rectify any concerns before machine downtime.

If desired, email notifications can be provided informing you of any alarms.



Payload data

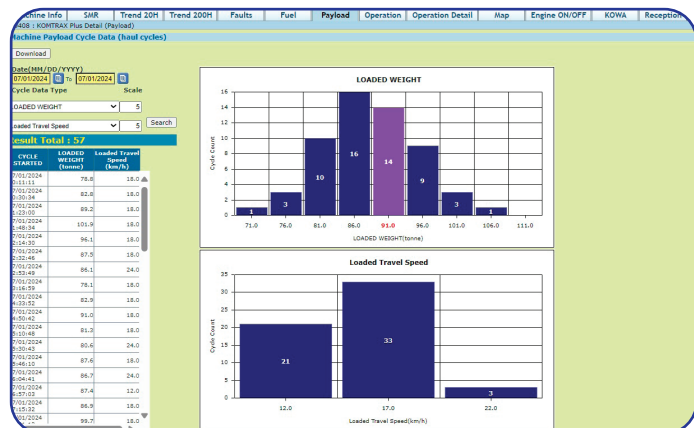
Is my machine producing?

We understand that production information is crucial. Komtrax Plus reports daily haul cycle summaries, giving you the ability to optimize your production.

This includes:

- Daily total number of haul cycles
- Travel speeds
- Average load carried
- Travel distances

Note: Data available may vary from machine model and type.



Idle time

Manage your machine's working hours

Komtrax Plus helps differentiate between the time the machine is on versus the time it is working, by viewing the idle time data.

Note: Data available may vary from machine model and type.

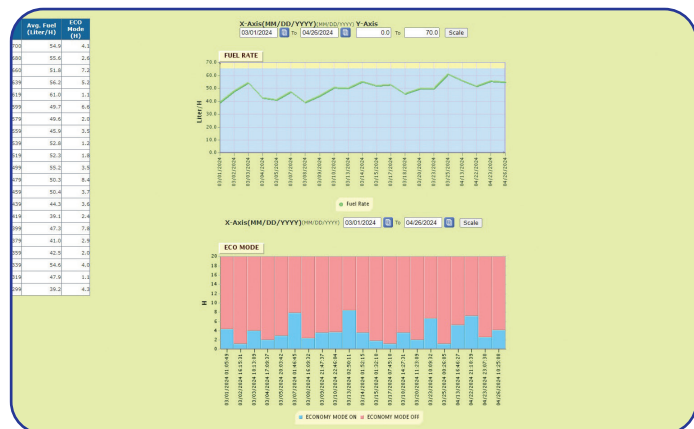


Fuel data

Efficient fuel usage

Fuel consumption data can be viewed to see how much fuel the machine is using, enabling you to:

- Measure and manage fuel usage
- Reduce running costs



System collaboration

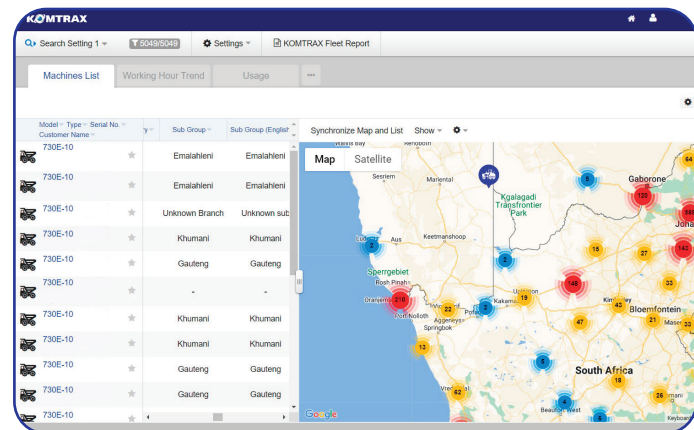
Managing a mixed Komatsu fleet

Equipped Komtrax Plus machines can also have basic data available in Komatsu's Komtrax, which is Komatsu's remote monitoring system for construction and utility class machines.

Available information includes:

- Geographical location
- Service meter reading
- Working status (hours worked per day)

Note: Screen shown is from the Komatsu Komtrax system.



Product designs, specifications and/or data in this document are provided for informational purposes only and are not warranties of any kind. Product designs and/or specifications may be changed at any time without notice. The only warranties that apply to sales of products and services are Komatsu's standard written warranties, which will be furnished upon request.

Komatsu and other trademarks and service marks used herein are the property of Komatsu Ltd. or its subsidiaries, or the respective owners or licensees.

KOMATSU
KOMTRAX Plus

www.komatsu.co.za

+2711 923 1000

